

8" RAINFALL SHOWER HEAD SET WITH HANDHELD SPRAYER AND TUB SPOUT IN ROSE GOLD SPECIFICATIONS



Shower head diameter - 8" (203 mm)

Shower arm spread - 14.6" (370 mm)

Adjustable height from - 31"-47" (800 - 1200 mm)

The size between cold and hot pipe center is 5.9" (150mm)

Adjustable 5.1"-6.7" (130 - 170 mm).

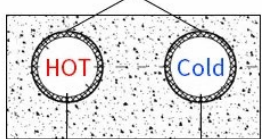
The default Connection Type - G1/2"

If you want G3/8" or G3/4"


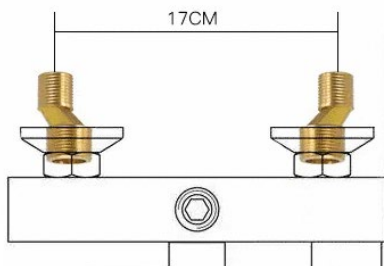
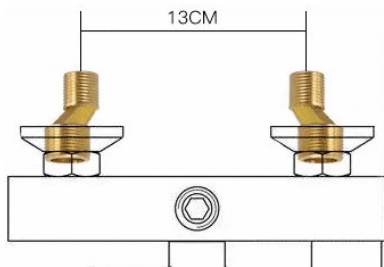
Handheld Shower Hose - 59" (1500mm) max




Buried water pipe



Suitable for Hole distance 13-17cm (Recommend use 15cm as the standard)



Adjustable



Product shown is only for installation display purpose